



LUMINIS®

HOLLOWCORE

**LIGHT  
PRESENTED  
DIFFERENTLY**







# A CLASSIC SHAPE MODERNIZED

---


Hollowcore brings a whole new dimension to the classic high bay shape that has been so familiar for decades. With its modern shape and clean aesthetic, Hollowcore is suitable for both traditional high bay applications and more contemporary spaces. And, because of its attractive hollow center, it can be installed as a low bay and viewed from mezzanines and upper floors.



# RE-INVENTING THE HIGH BAY

---

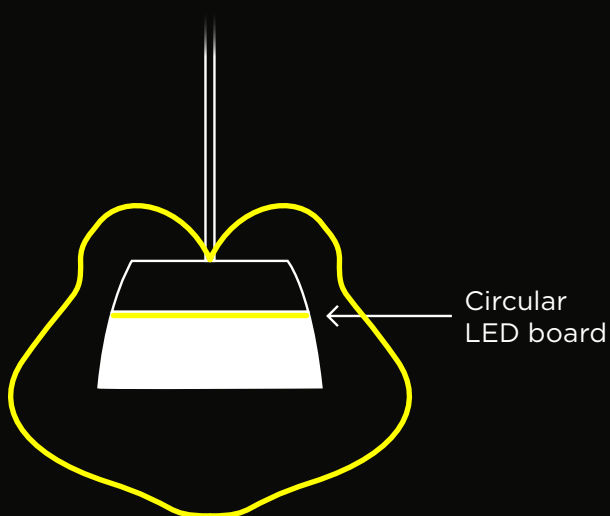
Hollowcore is a re-think of the traditional high bay pendant. Advanced LED technology has enabled the central light source and apparatus commonly used with traditional high bays to be removed. Instead, Hollowcore is designed around a circular LED light engine, enabling an airy open center concept. Not only does the open center concept make Hollowcore aesthetically attractive from above or below, it also enables full control of emitted light.



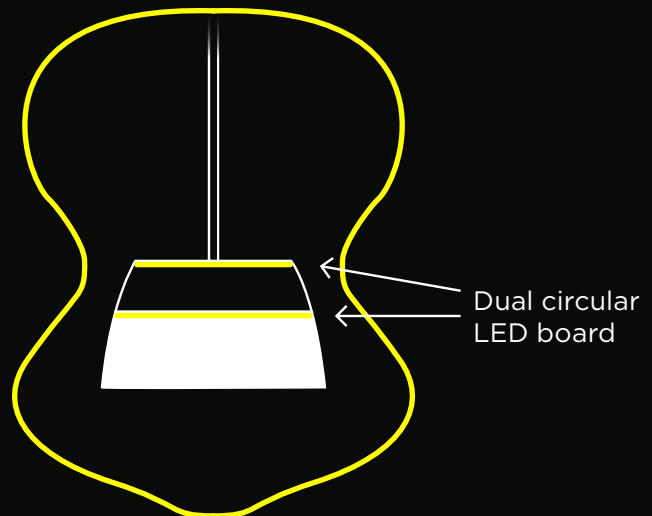
# OPTICS AND PERFORMANCE

---

With a unique circular LED light engine, advanced optics and lens, Hollowcore produces all the output expected from a high bay while delivering light exactly where needed. It delivers up to 13,000 lumens of uniform light with a batwing distribution for minimal cave effect.




**Downlight**



**Downlight with  
uplight component**

Batwing distribution with high vertical foot candle eliminates cave effect.







**HC1600**  
Pendant with lens



**HC1605**  
Pendant with aluminum reflector



**HC1610**  
Surface mount with lens



**HC1615**  
Surface mount with aluminum reflector



# DESIGN VERSATILITY

---

Hollowcore is available with a high efficiency lens or aluminum reflector, enabling the desired look to be achieved in any setting.

Available in a range of color temperatures from 2700K to 4000K, Hollowcore produces light that is distinct for any application whether it be corporate, retail, educational or hospitality.

An optional independently controlled uplight component is also available to provide additional upward illumination or to highlight ceilings.

**Downlight**



**Downlight with  
uplight component**

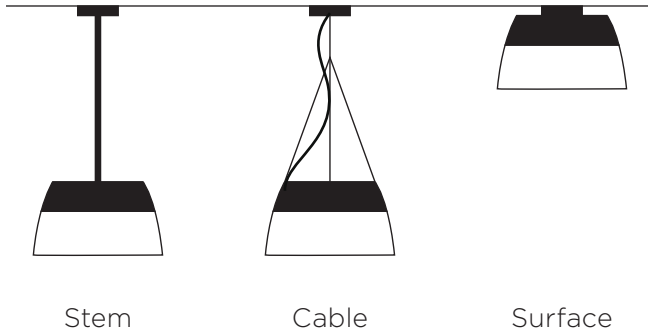




# FEATURES & OPTIONS

---

## MOUNTING













## STANDARD FEATURES

- 16" diameter
- 0-10V dimming-ready driver (dims to 10%)
- 4000K CCT/80CRI
- Integral driver
- 60,000hrs lifetime
- Certified by ETL to UL standard. Damp listed.
- 5-year warranty

## OPTIONS

- DMX/RDM control dim to dark (0%)
- 360° PIR motion sensor
- Dual switch for downlight and uplight
- Remote emergency battery backup
- Integral battery backup
- 2700K, 3000K and 3500K CCT

## STANDARD COLORS

	Jet Black (BKT)
	Gun Metal (DGT)
	Steel Gray (SGT)
	Titanium Gray (GRT)
	Matte Silver (MST)
	Snow White (WHT)
	Bronze (BZT)
	Champagne (CHT)
	English Cream (BGT)
	Midnight Blue (BLT)

\*Custom colors available





## HOLLOWCORE

260 Labrosse, Pointe Claire QC H9R 5L5

514-683-3883

1-866-586-4647

[info@luminis.com](mailto:info@luminis.com)

[luminis.com](http://luminis.com)